





# The Teaching Hub

## Synchronous Video Conferencing Options at NU

### Comparisons and FAQs:

The table below compares the four synchronous (video conferencing) platforms available at Nipissing University. Please remember that Blackboard Learn is our institutionally supported Learning Management System (LMS) – thus every course **MUST** have a presence there. While much of what you post on the LMS within your course shells is asynchronous, we recognize there are many times when synchronous activities are necessary (and even encouraged).

Blackboard Collaborate is the preferred video-conferencing platform for teaching (given its integration with Blackboard Learn), but we recognize at certain times, with certain sizes of classes, and with specific activities, other platforms might suit your needs better. As such, we have attempted to categorize the 4 platforms most commonly used, and institutionally supported.

Platform	 <b>Blackboard collaborate</b>	 <small>Powered by</small> <b>zoom</b>	 <b>Microsoft Teams</b>	 <b>Google Meet</b>
<b>Primary Purpose</b>	Synchronous Instruction (All/ most regular NU courses)	External and/or Large Group Video Conferencing (i.e. Research Group or Senate)	Smaller, Internal Video Conferencing (i.e. Dept. meetings)	Miscellaneous Video Conferencing (** this option is being phased out as NU moves from Google Suite to MS 365)
<b>Departmental Support</b>	The Teaching Hub and the Learning Systems Technologists (LSTs)	Primarily UTS, with growing support from the Teaching Hub (via LSTs and other staff)	UTS	UTS
<b>Common Use</b>	Teaching live synchronous sessions with students (max 6 participants in view)	Teaching live synchronous sessions with students or external participants (up to 50 participants in view; depending on size of gallery screen)	Meeting with other internal participants (max 49 participants in view)	Teaching live synchronous sessions with students (where auto-captions are required, up to 50 participants in view)
<b>Features</b>	<ul style="list-style-type: none"> <li>• File sharing and ongoing upload</li> <li>• Participation tools including chat, emoticons, and polling</li> <li>• Monitors and adapts to participant bandwidth</li> <li>• Breakout rooms</li> <li>• Recording</li> <li>• Screen sharing</li> <li>• Integrated with Blackboard Learn for instructor login, recordings, and attendance</li> <li>• Manual captions</li> <li>• No Software installation</li> </ul>	<ul style="list-style-type: none"> <li>• File sharing and limited upload</li> <li>• Participation tools including chat, emoticons, and polling</li> <li>• Breakout rooms</li> <li>• Recording</li> <li>• Screen sharing</li> <li>• Auto-captions with paid license</li> <li>• Requires software install (*there is a browser-only option, but with limited features)</li> </ul>	<ul style="list-style-type: none"> <li>• File sharing and ongoing upload</li> <li>• Participation tools including chat and emoticons</li> <li>• Separate channels (non-linked breakout rooms)</li> <li>• Recording</li> <li>• Screen sharing</li> <li>• Auto-captions with 3+ users for a call and 2+ users for a scheduled meeting</li> <li>• Requires software install (*there is a browser-only option, but with limited features)</li> </ul>	<ul style="list-style-type: none"> <li>• File sharing</li> <li>• Recording</li> <li>• Screen sharing</li> <li>• Auto-captions</li> <li>• No software installation</li> </ul>

**\*\*PLEASE NOTE:** Blackboard Collaborate, Microsoft TEAMS and Google Meet are all freely accessible to all NU Faculty, Staff and Students. NU has institution-wide licences to these platforms. If you would like to use Zoom you have 3 options:

1. Create a free account (this may not include all the features listed above and limits sessions to 40-minutes);
2. Request to use one of NU's limited institutional accounts (scheduling and support depends on timing of other event/priorities and availability of UTS staff. Email [videoconf@nipissingu.ca](mailto:videoconf@nipissingu.ca) to inquire);
3. Purchase your own Zoom licence (visit <https://zoom.us> for details). This option could be supported by your PER, or departmental/Faculty funds; however, that discussion needs to occur beforehand, so contact your Dean's Office for approval first. If you choose option 3; please inform [utsprocurement@nipissingu.ca](mailto:utsprocurement@nipissingu.ca) in UTS that you are doing so, as we are monitoring the number of individual licences being purchased. This is to ascertain if we reach certain thresholds in the future we may be able upgrade to an NU institution-wide licence.

If you have any questions or concerns, please contact:

Dr. Sarah Driessens, Manager, eLearning in the Teaching Hub  
[sarahdr@nipissingu.ca](mailto:sarahdr@nipissingu.ca)

University Technology Services  
[techsrv@nipissingu.ca](mailto:techsrv@nipissingu.ca)  
[helpdesk.nipissingu.ca](mailto:helpdesk.nipissingu.ca)



**NIPISSING**  
UNIVERSITY